



# 11NP

## STANDARD PRODUCT SPECIFICATIONS

**Materials:**

20Ga. G90 Galvanized Steel

**Finish:**

Powder Coated

**Lens:**

White Acrylic

**Lamps:**

Lamps are Included

**Listing:**

Damp Listed

**Ballast Info:**

120 Volt Class P, 60 Hz. Magnetic, Options Shown Below.

**Installation:**

Hardware is Included. Install by a Qualified Electrician.

**Warranty:**

1 Year Limited From Date of Shipment



**DIMENSION:**

8.25"W x 12.25"H x 3.85"D

**Call For Custom  
Sizes & Lamping**



**EXAMPLE: DL-11NP11-PW-D13-35-WA**

MODEL	FINISH	WATTAGE	KELVIN	LENS	OPTIONS
11NP0	<b>BL</b> Black	<b>S13</b> 1-13W Magnetic	<b>27</b> Warm White	<b>WA</b> White Acrylic	<b>277</b> 120/277 HPF <b>IS</b> Instant Start <b>ES</b> Energy Star <b>P</b> Photocell
11NP1	<b>PW</b> Pewter	<b>D13</b> 2-13W Magnetic	<b>30</b> Soft White		
11NP2	<b>BR</b> Bronze	<b>SE13Q</b> 1-13W Electronic Quad	<b>35</b> Day Light		
11NP3	<b>RT</b> Rust	<b>DE13Q</b> 2-13W Electronic Quad	<b>41</b> Cool White		
11NP4	<b>WH</b> White		<b>50</b> Bright White		
11NP5		<b>SE18Q</b> 1-18W Electronic Quad			
11NP6					
11NP7		<b>SE26Q</b> 1-26W Electronic Quad			
11NP8					
11NP9		<b>SE32C</b> 1-32W Electronic Cluster			
11NP10					
11NP11					
11NP12					
11NP13					



# PATTERN OPTIONS 1

Patterns Below Apply to MDH, RMDH, 11NP, & PSQ




PATTERN 0



PATTERN 1



PATTERN 2




PATTERN 3




PATTERN 4




PATTERN 5



PATTERN 6



PATTERN 7




PATTERN 8



PATTERN 9



PATTERN 10



PATTERN 11



PATTERN 12



PATTERN 13